

Café au Lă®

THE WINDSCREEN THAT RISES ABOVE THE AVERAGE



Les Ruinettes, Verbier (VN-PLU)



Brasserie Augustina (Eximius BVBA)



Beachclub O (VN-PLU)


Protection and comfort for your restaurant guests

Shelter your guests from all the hassles of outdoor dining. Cold winds, harsh weather and theft are just some of the negative elements that distract restaurant guests from dining or having coffee in an open air-environment. Café au Lă® windscreen provides protection against all these elements, making outdoor dining more comfortable.

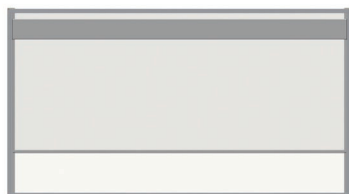
Café au Lă® is the easily adjustable windscreen for restaurant terraces. Guests can decide the height they want of the windscreen, whether they want to have an intimate atmosphere or want to be a part of what is going on outside. Café au Lă® is also available electrically operated.

Made from aluminium, the standard design is equipped with laminated safety glass, both in the lower fixed part and in the height-adjustable part.

Open terrace or glassed-in restaurant?
With **café au Lă®** you do not have to choose.




EXAMPLE OF VERSIONS



Lowered position
with glass



Raised position with
translucent glass in the lower
fixed part



Raised position with logo

TECHNICAL SPECIFICATIONS

WIDTH	Maximum 2200 mm per section
HEIGHT	Five standard heights: <ul style="list-style-type: none"> • 800/1300 mm (lowered position/raised position) • 900/1500 mm • 1000/1700 mm • 1100/1900 mm • 1200/2100 mm (maximum width 2000 mm) For the U.S. market, available heights are also: 36/60", 42/72" (max. width 86"), 46/80" (max. width 80")
THICKNESS	90 mm
GLASS/BOARD:	5 mm laminated glass in the moving part. The lower fixed part is supplied with 6 mm laminated glass in standard performance but can be supplied with translucent glass or other materials.
SURFACE COATING	Satin anodized aluminium is standard. Options: powder coated in any RAL standard colour.
INSTALLATION	There are several types of feet for installation. There are also several connectors for corner and wall attachment. All connectors and feet are made of stainless steel.
OPTIONS	Interval locking at optional height. Lock with key for lowered and/or raised position. Electrically operated.
MANUFACTURED BY	Svalson AB, Sweden

Visit www.svalson.com for more information.

Design and material subject to change without prior notice.

